

**1000 LB CAPACITY**

# **BARIATRIC**

t a b l e   s e r i e s

## **DESIGN**

The 1000 lb load, Bariatric series imaging tables are a cantilevered (diving board) style design with bellows. The "H" style base allows maximum C-Arm clearance along the entire cantilevered length.

### **The Bariatric series includes 5 models:**

**BT 3** moves (up/down, lateral tilt & trendelenburg)

**BT 4** moves (up/down, lateral tilt, trendelenburg,  
& longitudinal travel)

**BT 5** moves (up/down, lateral tilt, trendelenburg,  
longitudinal travel & lateral travel)

## **BENEFITS**

The Bariatric table comes with a new 1000 pound load rating, 2" patient pad, 27" wide top, locking swivel castors, narrow base for easy patient transfer, simultaneous motion movements and extremely low boarding height. Includes bellows, power input. Lock and removable power cord.

## **BEST CHOICE**

The Bariatric Series offers the highest patient weight load in a cantilevered design. This allows the unobstructed c-arm (x-ray) access you are used to with standard diving board style imaging tables. We do this at a fraction of the cost of our competitors who only offer a center post lifting system for their bariatric tables. The center post lifting design interferes with the most important anatomical areas of bariatric patients




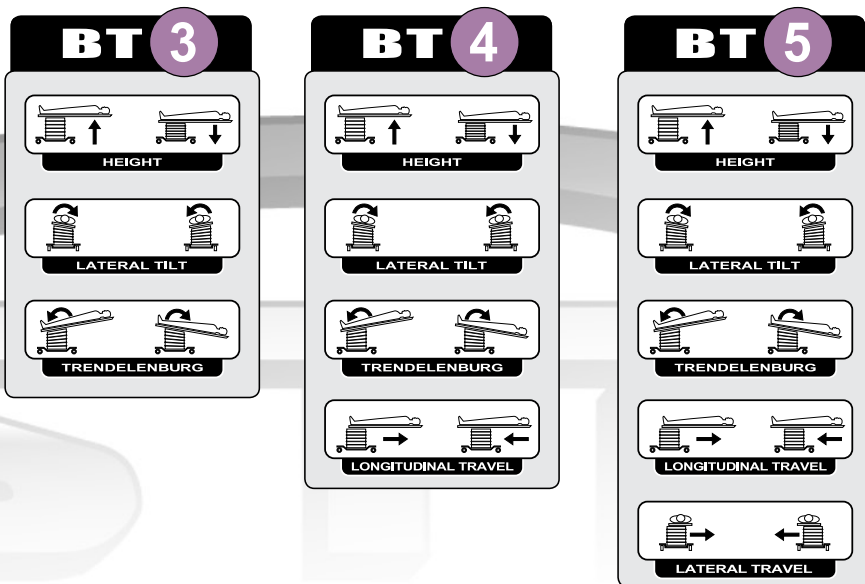
**THE ONLY  
CANTILEVERED 1000 LB  
CAPACITY IMAGING TABLE  
ON THE MARKET**




Tel: 888-737-5044 or 978-777-4031  
Fax: 978-750-0877

2 DeBush Ave Unit A-2  
Middleton, MA 01949

[www.surgicaltables.com](http://www.surgicaltables.com)



Handle at the back of the table for transport



Power Input Block

Handset is standard & runs Height, Lateral tilt & Trendelenburg

Bellows to cover and protect table motor components

High capacity lifting motors can lift over 1000 lbs.



Easy Lock/Unlock Castors

2" thick high quality patient comfort pad

Wider and longer patient straps to accommodate the largest patients

Carbon fiber top of 27" width eliminates need for armboards and 84" length can accommodate even the tallest patients

Diving board style easy c-arm access

Manageable to move with 2 staff members




[www.surgicaltables.com](http://www.surgicaltables.com)

**OPTIONS** ▼

**BT MODULAR SIDE RAIL SYSTEM**



**SURGICAL ARMBOARDS**  
(Removeable armboard rotates 180 degrees)



**PROCEDURAL ARMBOARDS**  
(Each armboard rotates 180 degrees)



**FOOT CONTROLS**

