

BARIATRIC

SPECIFICATIONS

The Bariatric surgical table series is intended to be used with mobile x-ray units for minimally invasive procedures on patients as large as 1000 lbs.

- Tabletop and Mattress attenuation 2.1mm Al. (+/- .2mm tolerance)
- Table Dimensions: 86"L x 27"W
- Tabletop Material: Carbon fiber skin/foam core with integral facial cut-out
- Tabletop: 84"L x 27"W x 2"T
- 5" Castors have full swivel & wheel lock
- Radiolucent Area: 56"L x 24"W unobstructed
- Mattress: 2" thick (5 cm)
- The H Shaped steel base 63"L x 26"W with Epoxy Finish
- Patient Capacity: 1000lb(454kg)
- Patient Straps: 2
- Hand Control: Activates all motions
- Bellows to cover and protect table motor components
- Twist-lock removeable power cord
- Modular Side Rail System

Warranty

Surgical Tables Incorporated provides a 4-Year Limited Warranty/4- year warranty on non-electrical parts and 1-year warranty on electrical components. The warranty is only valid to the original purchaser and is not transferable. Surgical Tables Incorporated has the right to assess if mis-use has occurred. In the case of mis-use the warranty is void.

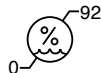
Systems Requirements for all models:

Required Power

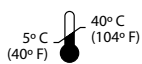
-120V/60HZ



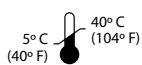
- Protect product from moisture



- Allowable Storage & Operating Humidity: 0-92%



- Allowable Storage Temperature: 0°C(32°F) to + 40°C(104°F)



- Allowable Operating Temperature: up to 40°C (104°F)



BT 3

Bariatric Series 3 Move Surgical Table

1. HEIGHT..... 29" TO 37"
 2. LATERAL TILT..... (+/-) 17°
 3. TRENDLENBURG (+/-) 12°
- TABLE WEIGHT: 785lbs(356kg)
Patient Capacity: 1000lbs(453kg)
All motions stop at level

| | USA |
|---------------------------|--|
| AC Voltage | 120V~ |
| Frequency | 60 Hz |
| AC Current | 6.5A |
| Electric Shock Protection | Class I |
| Applied Part Rating | Type B |
| Mode of Operation | 10% Duty Cycle 1 min on, 9 minutes off |

BT 4

Bariatric Series 4 Move Surgical Table

1. HEIGHT..... 31" TO 39"
 2. LATERAL TILT..... (+/-) 17°
 3. TRENDLENBURG (+/-) 12°
 4. LONGITUDINAL TRAVEL 16" (+/- 5 ")
- TABLE WEIGHT: 835lbs(379kg)
Patient Capacity: 1000lbs(453kg)
All motions stop at level

| | USA |
|---------------------------|--|
| AC Voltage | 120V~ |
| Frequency | 60 Hz |
| AC Current | 6.5A |
| Electric Shock Protection | Class I |
| Applied Part Rating | Type B |
| Mode of Operation | 10% Duty Cycle 1 min on, 9 minutes off |

BT 5

Bariatric Series 4 Move Surgical Table

1. HEIGHT..... 35" TO 43"
 2. LATERAL TILT..... (+/-) 17°
 3. TRENDLENBURG (+/-) 12°
 4. LONGITUDINAL TRAVEL 16" (+/- 5 ")
 4. LATERAL TRAVEL 10" (+/- 5 ")
- TABLE WEIGHT: 875lbs(397kg)
Patient Capacity: 1000lbs(453kg)
All motions stop at level

| | USA |
|---------------------------|--|
| AC Voltage | 120V~ |
| Frequency | 60 Hz |
| AC Current | 10A |
| Electric Shock Protection | Class I |
| Applied Part Rating | Type B |
| Mode of Operation | 10% Duty Cycle 1 min on, 9 minutes off |

*all angular measurements +/- 2°

*all linear measurements +/- .25"

* height measurement is to the top of the carbon fiber top



Toll Free: 888-737-5044
www.surgicaltables.com

2 DeBush Ave Unit 3C
Middleton, MA 01949