

STREAMLINE

SPECIFICATIONS

The Streamline surgical table series is intended to be used with mobile x-ray units for minimally invasive procedures on patients as large as 500 lbs.

- Patient Capacity: 500lb(227kg)
- Tabletop and Mattress attenuation 1.6mm Al.(+/-2mm tolerance)
- Tabletop Material: Carbon fiber skin/foam core with integral facial cut-out
- Radiolucent Area: 56"L x 24"W unobstructed
- Tabletop: 84"L x 24"W x 1.62"T
- Table Dimensions: 86"L x 26"W
- 5" Castors have full swivel & wheel lock
- Mattress: 2" thick (5 cm)
- I-Shaped Steel Base 82"L x 26"W with Epoxy Finish
- Patient Straps: 2
- Hand Control: Activates all motions

Warranty

Surgical Tables Incorporated provides a 4-Year Limited Warranty/4- year warranty on non-electrical parts and 1-year warranty on electrical components. The warranty is only valid to the original purchaser and is not transferable. Surgical Tables Incorporated has the right to assess if mis-use has occurred. In the case of mis-use the warranty is void.

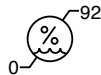
Systems Requirements for all models:

Required Power

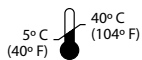
-120V/60HZ or 230V/50HZ



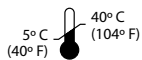
- Protect product from moisture




- Allowable Storage & Operating Humidity: 0-92%



- Allowable Storage Temperature: 0°C(32°F) to + 40°C(104°F)



- Allowable Operating Temperature: up to 40°C (104°F)



STREAMLINE FH

Streamline Series Fixed Height

1. FIXED HEIGHT 36"

TABLE WEIGHT: 330lbs(150kg)

| | USA | EUROPE |
|---------------------------|---|---|
| AC Voltage | N/A | N/A |
| AC Current | N/A | N/A |
| Electric Shock Protection | N/A | N/A |
| Applied Part Rating | Type B | Type B |
| Mode of Operation | 10% Duty Cycle 1 min on, 9 minutes off | 10% Duty Cycle 1 min on, 9 minutes off |

STREAMLINE 1

Streamline Series 1 Move Surgical Table

1. HEIGHT 28" TO 38"

TABLE WEIGHT: 375lbs(170kg)

Patient Capacity: 500lbs(227kg)

| | USA | (*CE) EUROPE |
|---------------------------|---|---|
| AC Voltage | 120V~ | 230V~ |
| Frequency | 60 Hz | 50 Hz |
| AC Current | 2.5A | 1.3A |
| Electric Shock Protection | Class I | Class I |
| Applied Part Rating | Type B | Type B |
| Mode of Operation | 10% Duty Cycle 1 min on, 9 minutes off | 10% Duty Cycle 1 min on, 9 minutes off |

STREAMLINE 2

Streamline Series 2 Move Surgical Table

1. HEIGHT 28" TO 38"

2. LATERAL TILT (+/-) 17°

TABLE WEIGHT: 390lbs(177kg)

Patient Capacity: 500lbs(227kg)

| | USA | (*CE) EUROPE |
|---------------------------|---|---|
| AC Voltage | 120V~ | 230V~ |
| Frequency | 60 Hz | 50 Hz |
| AC Current | 2.5A | 1.3A |
| Electric Shock Protection | Class I | Class I |
| Applied Part Rating | Type B | Type B |
| Mode of Operation | 10% Duty Cycle 1 min on, 9 minutes off | 10% Duty Cycle 1 min on, 9 minutes off |

STREAMLINE 3

Streamline Series 3 Move Surgical Table

1. HEIGHT 28" TO 38"

2. LATERAL TILT (+/-) 17°

3. TRENDLENBURG (+/-) 13°

TABLE WEIGHT: 420lbs(191kg)

Patient Capacity: 500lbs(227kg)

| | USA | (*CE) EUROPE |
|---------------------------|---|---|
| AC Voltage | 120V~ | 230V~ |
| Frequency | 60 Hz | 50 Hz |
| AC Current | 2.5A | 1.3A |
| Electric Shock Protection | Class I | Class I |
| Applied Part Rating | Type B | Type B |
| Mode of Operation | 10% Duty Cycle 1 min on, 9 minutes off | 10% Duty Cycle 1 min on, 9 minutes off |

STREAMLINE 4

Streamline Series 4 Move Surgical Table

1. HEIGHT 30" TO 40"

2. LATERAL TILT (+/-) 17°

3. TRENDLENBURG (+/-) 13°

4. LONGITUDINAL TRAVEL 10" (+/- 5")

TABLE WEIGHT: 590lbs (268kg)

Patient Capacity: 500lbs(227kg)

| | USA | (*CE) EUROPE |
|---------------------------|---|---|
| AC Voltage | 120V~ | 230V~ |
| Frequency | 60 Hz | 50 Hz |
| AC Current | 6.5A | 3.4A |
| Electric Shock Protection | Class I | Class I |
| Applied Part Rating | Type B | Type B |
| Mode of Operation | 10% Duty Cycle 1 min on, 9 minutes off | 10% Duty Cycle 1 min on, 9 minutes off |

STREAMLINE 5

Streamline Series 5 Move Surgical Table

1. HEIGHT 33.5" TO 43.5"

2. LATERAL TILT (+/-) 17°

3. TRENDLENBURG (+/-) 13°

4. LONGITUDINAL TRAVEL 10" (+/- 5")

5. LATERAL TRAVEL 10" (+/- 5")

TABLE WEIGHT: 695lbs(315kg)

Patient Capacity: 500lbs(227kg)

| | USA | (*CE) EUROPE |
|---------------------------|---|---|
| AC Voltage | 120V~ | 230V~ |
| Frequency | 60 Hz | 50 Hz |
| AC Current | 6.5A | 3.4A |
| Electric Shock Protection | Class I | Class I |
| Applied Part Rating | Type B | Type B |
| Mode of Operation | 10% Duty Cycle 1 min on, 9 minutes off | 10% Duty Cycle 1 min on, 9 minutes off |

*all angular measurements +/- 2°

*all linear measurements +/- .25"

*height measurement is to the top of the carbon fiber top



Toll Free: 888-737-5044
www.surgicaltables.com

2 DeBush Ave Unit 3C
Middleton, MA 01949 USA